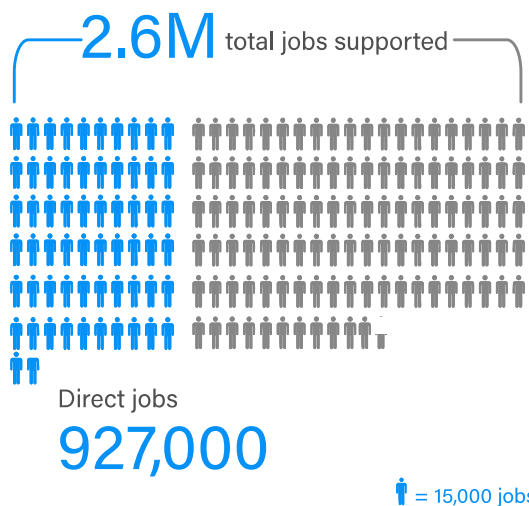




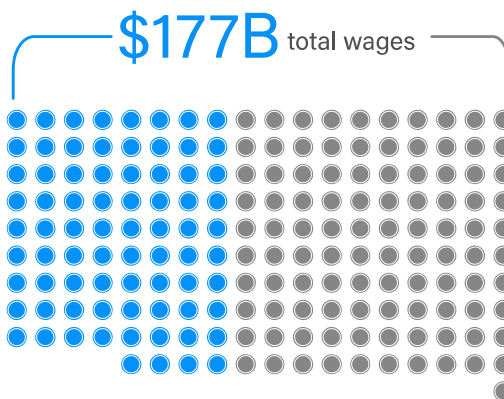
The industry is a major private sector employer.

FILM & TV INDUSTRY EMPLOYMENT



The production and distribution of motion pictures and television programs is one of the nation's most valuable cultural and economic resources.

FILM & TV INDUSTRY WAGES



DIRECT WAGES

\$76B

earned by workers supported by the industry around the country.

● = \$1 billion

Total jobs and wages includes the jobs and wages supported at thousands of companies relying on the industry, such as caterers, dry cleaners, lumber suppliers, and digital equipment suppliers, as well as other industry related jobs, such as in consumer products, video retailing, and theme parks.

In all, as much as \$250,000 can be injected into local economies per day when a film shoots on location.

The industry provides quality jobs, with higher than average salaries.

47% higher salary than the national average for direct jobs overall

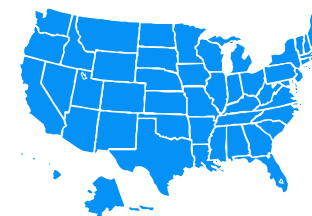
65% higher salary than the national average for production jobs

National average	\$55,390
Direct jobs	\$81,440
Production related jobs	\$91,580
Distribution related jobs	\$75,560

The industry is a nationwide network of small businesses

The industry is comprised of over 93,000 businesses in total, located in every state in the country. These are mainly small businesses; 87% employ fewer than 10 people.

93,000 SMALL BUSINESSES



50 STATES



87%



small businesses employing fewer than 10 people



The industry supports local businesses.

\$44B IN PAYMENTS

to over **250,000** local businesses
located across the United States



Each dot represents a business

The industry contributes significantly to the nation's overall economy.

\$229B IN SALES

in 2017. If the industry was a country, its GDP would rank 44th in the world according to World Bank nominal 2017 data.

The industry increases the tax base.

\$29.4B IN PUBLIC REVENUES

generated from sales taxes on goods, state income taxes, and federal taxes including income tax, unemployment, Medicare and Social Security, based on direct employment in the industry.

The industry is highly competitive around the world.

\$17.2B IN EXPORTS

\$10.3B IN TRADE SURPLUS

The industry generated a positive balance of trade in every major market in the world.

EXPORTS
2.5x
IMPORTS



The industry has a trade surplus larger than other major sectors, including telecommunication, transportation, mining, legal, insurance, information, and health-related services.

4% of the total U.S. trade surplus in services

Methodology

Jobs & Wages Supported by the Industry

Sourced from detailed U.S. Bureau of Labor Statistics (BLS) employment data. Direct jobs are calculated from classification codes fully associated with the film and TV industry, as well as industry-related jobs and wages from codes partially associated with the industry estimated by using adjustment factors based on SIC-NAICS bridges, and other updates. Total jobs are calculated using the RIMS II economic model of the U.S. Bureau of Economic Analysis (BEA), which captures indirect/induced effects, i.e. jobs and wages that rely on the industry, and some additional film/TV employment in other industries (e.g. retail). The current analysis is based on their latest model (2016). Note that our recent methodological update resulted in capturing pay television jobs/wages not previously captured. The national average comes from the BLS Quarterly Census of Employment and Wages (2017 Annual Wages per Employee).

Businesses Making Up the Industry

Calculated based on Dun & Bradstreet business listings data by SIC classification code.

Payments Made by the Industry

Calculated using (1) a survey of member company vendor payments in the U.S. for the applicable year; (2) analysis of overall data on film and TV production by the U.S. film and TV industry.

Tax Revenues Generated by the Industry

Calculated by applying the appropriate national and local tax rates to wages and taxable vendor payments.

Contribution to the Overall Economy

Sourced from Census estimates of annual revenues from employer firms for the applicable classification codes.

International Trade

Sourced from the BEA report on U.S. Trade in Services. The report measures charges for the use of intellectual property by type. The film and television category covers the rights to display, reproduce and distribute motion picture and television programming.